
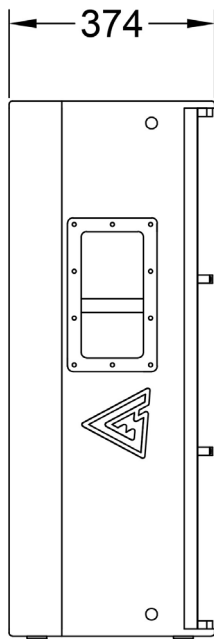
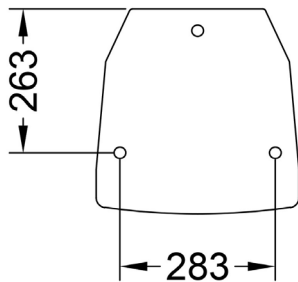
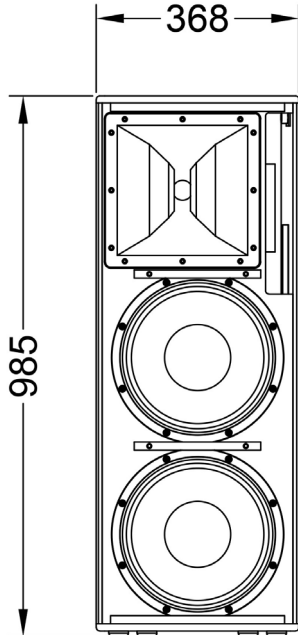




MD 422

FULL-RANGE PASSIVE SPEAKER



Main features:

- 900W nominal power
- 2x12" woofers with 3" voice coil
- 1,5" HF driver with 2,8" voice coil
- 136 dB Max SPL
- Bi-amp/passive crossover mode (optional)

Frequency Response (-10dB)	75 - 18000 Hz
Max SPL (peak)	136 dB (calculated)
Sensitivity (1W/1m)	100,5 dB
LF Transducer	2x12", M1240
HF Transducer	1,5", M150
Nominal coverage HxV	60° x 40°
Impedance	4 Ohm
Nominal power	900 W
Program power	1800 W
Peak power	3600 W

Connectors	2x Neutrik Speakon
Dimensions (WxHxD)	368x985x374 mm
Net weight	37 kg
Shipping weight	39 kg
Mounting	12x M10 flying points
Enclosure materials	Plywood; wear-resistant paint
Grill	Steel grill, polymere protective net
Color	Black

Acoustical & Electrical data

Connections, physical data and exploitation