

AIR-S18 IP

Weather-resistant
installation subwoofer



AIR series IP version subwoofers are designed to elevate your outdoor audio experience. Engineered for demanding environments, these subwoofers deliver deep, resonant bass without compromising on durability. Whether you're thinking of a theme park, outdoor cafe lounge, club, sports arena, stadium, or any other permanent installation, these subwoofers are designed to withstand the elements while providing exceptional sound quality. Their robust construction ensures that your sound stays clear and powerful, no matter the conditions.

AIR series IP54-rated subwoofers are expertly crafted to resist dust, splashes, and even light rain, making them the ideal choice for both indoor and outdoor applications. The rugged enclosure is built from high-quality materials that protect the internal components, ensuring longevity and reliability. Despite their tough exterior, these subwoofers don't sacrifice aesthetics. With a sleek, professional design, they blend seamlessly into any environment, delivering an impressive visual and auditory experience.

AIR-S18 IP is a passive weather-protected subwoofer with a 18" LF driver in its heart, created especially for fixed installations. IP54 enclosure makes the system perfect for harsh outdoor conditions, while at the same time providing solid performance and outstanding reliability.

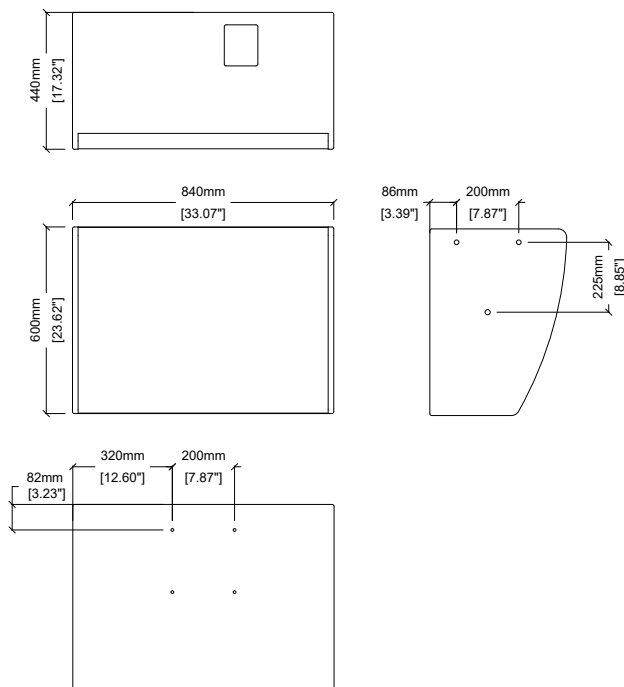


SPECIFICATIONS

Frequency Response (-10dB)	33 - 300 Hz
Max SPL	138 dB
Sensitivity (1W/1m)	98 dB
LF Driver	18", 4" VC
Impedance	4 / 8 Ohm
Nominal power	1300 W
Connectors	Phoenix / Gland nut cover plate
Dimensions (W x H x D)	840 x 600 x 440 mm / 33,07" x 23,62" x 17,32"
Net weight	50 kg / 110,23 lbs
Shipping weight	55 kg / 121,25 lbs
Weather protection	IP54
Mounting	8 x M10 mounting point; 2 x M10 safety points; VESA 200 x 200
Enclosure material	Plywood, wear-resistant paint
Speaker protection	Steel grill, acoustically transparent backing

¹ - pink noise, filtered according to AES 2 - 2012, crest factor 9 dB
² - based on transducer power measured according to AES 2 - 2012

DIMENSIONS



CONNECTIONS

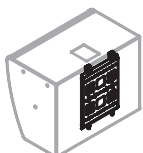
Use Hi-pass filter to prevent speaker damage and distorted sound by eliminating low non-audible frequencies in input signal.

Do not exceed input power ratings mentioned in specifications while exploiting the speaker system.

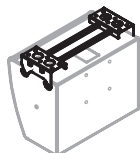
Speaker system comes with barrier strip screw terminals for connection to amplifier.

Signal +	Terminal +
Signal -	Terminal -
High pass filter:	
Freq, no less than	30 Hz
Order, no less than	18 dB/oct
Recommended amplifier power	1300 - 2600 W on nominal impedance

ACCESSORIES



LLS-IP
Wall mounting
adapter



CL-S18-IP
Ceiling adapter

SAFETY INSTRUCTIONS

1. Do not pour liquids on speaker system - this may cause driver cone destruction and unappealing speaker appearance. Do not allow direct sunlight on speaker cone in order to prevent premature failure. Do not install speaker system near open flames or heating elements.
2. Do not use speaker system with damaged speakON or speaker cable so as not to cause electric shock hazard or fire hazard.
3. Make sure speaker system is firmly set up on the floor, stage, or wall (where applicable).
4. While setting speaker system up onto an angled or slippery surface, make the necessary arrangements to avoid vibration-induced movement.
5. Speaker system is capable of delivering significant sound pressure levels. To avoid permanent or temporary hearing damage, prolonged exposure to sound pressure levels exceeding 90 dB should be limited.