
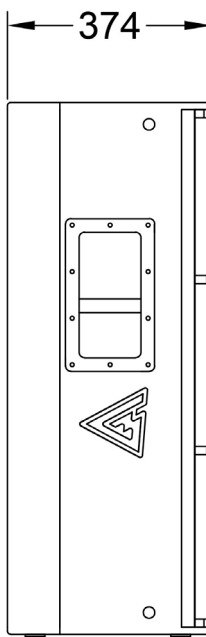
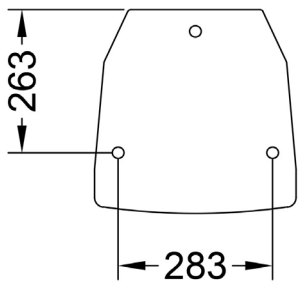
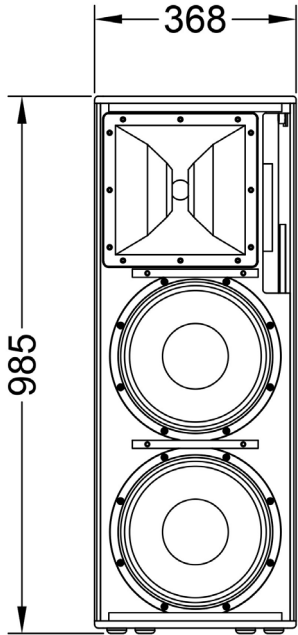




MD 422A

FULL-RANGE POWERED SPEAKER



Main features:

- 1200W power
- 2x12" woofer with 3" voice coil
- 1,5" HF driver with 2,8" voice coil
- 136 dB Max SPL
- Pole mount adapter

Frequency Response (-10dB)	75 - 18000 Hz
Max SPL (peak)	136 dB (calculated)
LF Transducer	12", M1240
HF Transducer	1,5", M150
Nominal coverage HxV	60° x 40°
Power	1200 W
Amplifier	Class D, convection cooling
Input sensitivity	0 dBV
Settings	4 switchable presets

Connectors	XLR in + XLR out
Dimensions (WxHxD)	368x985x374 mm
Net weight	41 kg
Shipping weight	43 kg
Mounting	12 x M10 flying points
Enclosure materials	Plywood; wear-resistant paint
Grill	Steel grill, polymere protective net
Color	Black

Acoustical & Electrical data

Connections, physical data and exploitation