
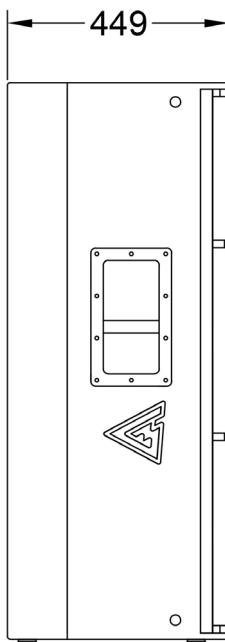
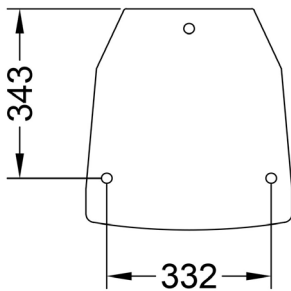
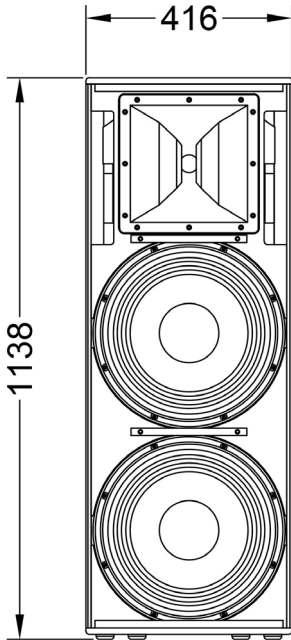




MD 425

FULL-RANGE PASSIVE SPEAKER



Main features:

- 900W nominal power
- 2x15" woofers with 3" voice coil
- 1,5" HF driver with 2,8" voice coil
- 136,5 dB Max SPL
- Bi-amp/passive crossover mode (optional)

Frequency Response (-10dB)	50 - 18000 Hz
Max SPL (peak)	136,5 dB (calculated)
Sensitivity (1W/1m)	101 dB
LF Transducer	2x15", M1540
HF Transducer	1,5", M150
Nominal coverage HxV	60° x 40°
Impedance	4 Ohm
Nominal power	900 W
Program power	1800 W
Peak power	3600 W

Connectors	2x Neutrik Speakon
Dimensions (WxHxD)	416x1138x449 mm
Net weight	50 kg
Shipping weight	52 kg
Mounting	12x M10 flying points
Enclosure materials	Plywood; wear-resistant paint
Grill	Steel grill, polymere protective net
Color	Black

Acoustical & Electrical data

Connections, physical data and exploitation