
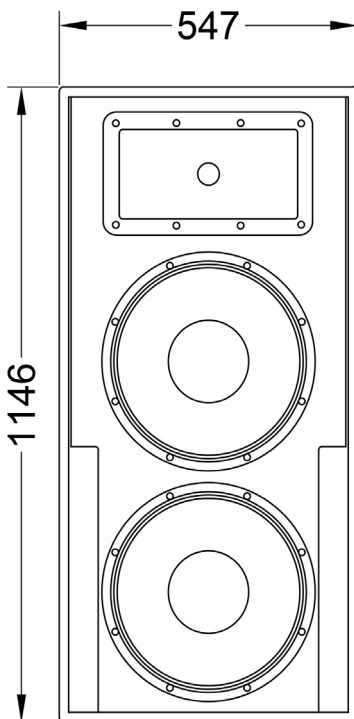





# TOP 550

## FULL-RANGE PASSIVE SPEAKER



### Main features:

- 1600W nominal power
- 2x15" woofers with 4" voice coil
- 2" HF driver with 4" voice coil
- 138,5 dB Max SPL
- Increased volume enclosure for extended low-end reproduction

Frequency Response (-10dB)	45 - 18000 Hz
Max SPL (peak)	138,5 dB (calculated)
Sensitivity (1W/1m)	101 dB
LF Transducer	2x15", M1585
HF Transducer	2", M210
Nominal coverage HxV	80° x 40°
Impedance	4 Ohm
Nominal power	1600 W
Program power	3200 W
Peak power	6400 W

Connectors	2x Neutrik Speakon
Dimensions (WxHxD)	547x1146x590 mm
Net weight	68 kg
Shipping weight	70 kg
Mounting	2x 100mm castor wheels
Enclosure materials	Plywood; wear-resistant paint
Grill	Steel grill
Color	Black

Acoustical & Electrical data

Connections, physical data and exploitation